



Brevard County Libraries

We are shaking things up a bit with our Summer Reading Program 2021!

In this week's Storytime Packet, our theme is the Arctic! Travel with us and discover some suggested reads, rhymes, fingerplays, and craft centered around penguins and polar bears.

All suggested reads can be found in the Brevard County Public Library System and are available to be checked out.

This packet consists of two fully developed storytimes: Babies & Toddlers, and Preschool. Each storytime can be used for all ages though and are for early literacy enrichment and education at home.

Why storytime?

- Literacy development starts early in life and is highly correlated with school achievement.
- Reading and storytelling with your child promotes brain development and imagination, teaches your child about language and emotions, and strengthens your relationship.
- You don't always need to read books! Try looking at picture books, singing rhymes and songs, or telling stories from your culture.



Connect with us at:

[Brevard County Libraries](https://www.brev.org)

www.brev.org

[Brevard County Libraries on Facebook](https://www.facebook.com/BrevardCountyLibraries)

www.facebook.com/BrevardCountyLibraries

Arctic Storytime

Babies & Toddlers

Suggested Books:

"Where is Fuzzy Penguin?" by Yayo Kawamura

"Penguin says Please" by Michael Dahl

"Little Penguin" by Hannah Cockayne

"Little penguin gets the hiccups" by Tadgh Bentley

"One snowy day" by Tammi J. Salzano

"Penguins 123" by Kevin Schafer

Lapsit: *"Have You Ever Seen a Penguin?"*

Have you ever seen a penguin, a penguin, a penguin?

(Bounce child gently up and down)

Have you ever seen a penguin, waddle this way and that?

(Rock your child side to side)

Waddle this way and that way.

(Forward and Back)

And that way and this way.

(Side to side)

Have you ever seen a penguin, waddle this way and that?

(Forward and Back)

Rhyme: *"I'm a Little Penguin"*

(Sung to *"I'm a Little Tea Pot"*)

I'm a Little Penguin in the sea.

I can swim as fast as can be!

When I catch a fish, just look at me.

I'm as proud as I can be.

Fingerplay: *Two Little Penguins*

(similar to *Two Little Blackbirds*)

Two little penguins sitting on the ice. (Hold up both index fingers)

One bows once, the other bows twice. (Make index fingers bow)

Waddle little penguins, waddle away. (Put fingers behind back)

Come back penguins, time to play. (Bring fingers to the front)

Penguin Learning Activity: black and white cutouts located on next page

1. Color and cut out your penguins.
2. Choose to number them one through five or leave them blank.
3. You can also attach them to popsicle sticks or a straw to use as puppets!
4. Using your penguins:
 - Count the five little penguins; one through five and then five back down to one.
 - Use a penguin along with the flannel board story found under 'Preschool' below.
 - Use along with the 'Alternative Activity Rhyme' below.

Alternate Activity Rhyme: *Five Little Penguins*

Five little penguins standing in a row.

Five little penguins standing in the snow.


"Brrr, it's cold! I cannot stay!" (hug self or little one and shiver)

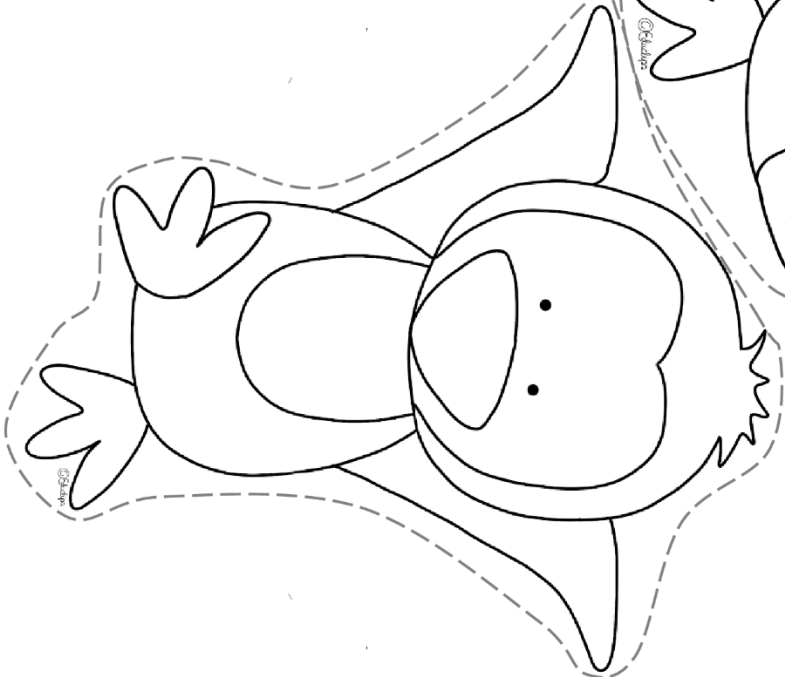

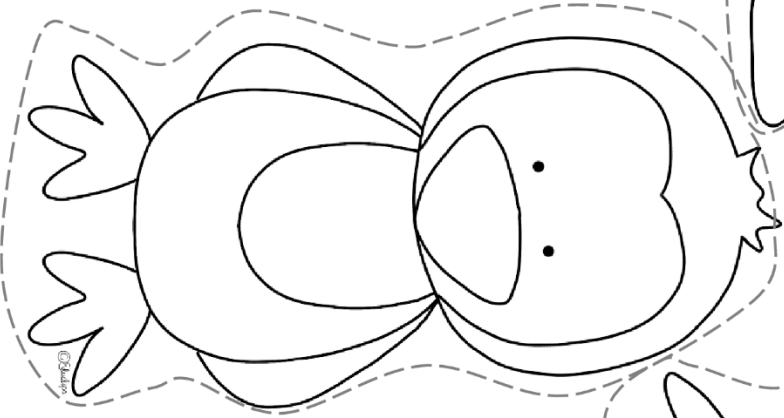
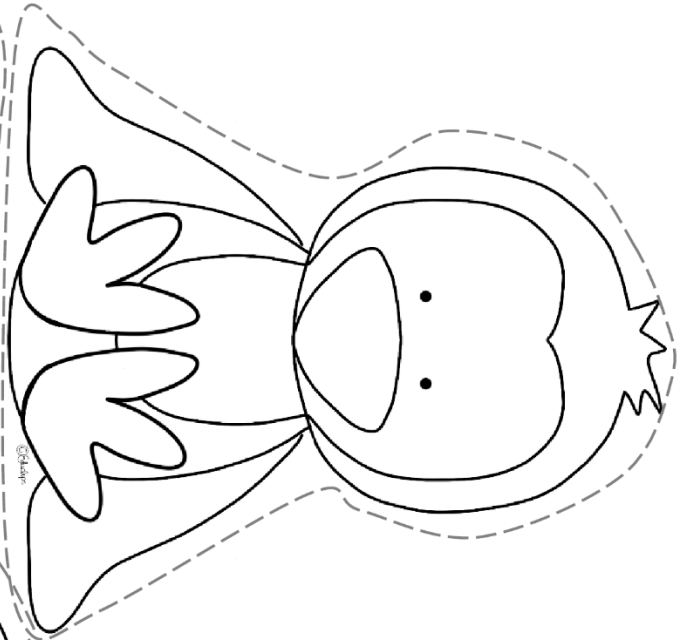

And one little penguin waddled away. (waddle penguin cutout away)

How many do we have left? (Repeat the rhyme until you have no little penguins)

Characters and pieces for
**5 little
penguins**
rhyme

- Print on cardstock and laminate for group use.
- Back with felt or Velcro piece for flannel board.
- Magnetic tape on back for magnetic board.
- Tape on small craft stick to make stick puppets.





@Kidsparkz

©2014

©2014

©2014

©2014

©2014

Preschool

Suggested Books:

"Penguin's Big Adventure" by Salina Yoon
"Penguin Problems" by Jory John
"A Penguin Story" by Antoinette Portis
"Polar Bear Morning" by Lauren Thompson
"Polar Bear's Underwear" by Tupera Tupera
"The Bear Report" by Thyra Heder

Rhyme: Follow along with each action

Polar Bear, Polar Bear, Turn Around.
Polar Bear, Polar Bear, Touch the ground.
Polar Bear, Polar Bear, Reach up high.
Polar Bear, Polar Bear, Wink one eye.
Polar Bear, Polar Bear, Touch your nose.
Polar Bear, Polar Bear, Touch your toes.
Polar Bear, Polar Bear, Slap your knees.
Polar Bear, Polar Bear, Sit down please.

Action Rhyme: "Marco the Polar Bear"

Marco the Polar Bear, (make circle in front of body with arms)
White as the snow, (extend out arms proudly)
Sat down on the ice (sit down)
Near the cold water's flow (shiver)
"Lunch! I need lunch," he said (rub stomach)
"I'll make a wish." (rub hands together)
He stuck in his paw (put right hand down)
And came up with a fish! (hold up right hand and smile)

Song: I'm a Little Polar Bear

(Sung to the tune of "*I'm a Little Tea Pot*")

I'm a little polar bear, white as snow.
I sit on the ice, by the cold waters flow.
When I am hungry, I make a wish.
And stick in my paw and pull out a fish!

Flannel Board/Prop Story: Penguin Went Over the Iceberg

(Sung to the tune of "*For He's A Jolly Good Fellow*")

- Located on next page
- Try using the penguins you cut out from the 'Babies & Toddlers' storytime with this story or the Heart Penguin located farther in this packet.

Oh, the penguin went over the iceberg,
The penguin went over the iceberg,
The penguin went over the iceberg,
To see what he could see.

But all that he could see,
But all the he could see,

Was the other side of the iceberg,
The other side of the iceberg,
The other side of the iceberg,
Was all that he could see.

So, he went back over the iceberg,
He went back over the iceberg
He went back over the iceberg
To see what he could see.

But all the he could see,
But all the he could see,

Was the other side of the iceberg,
The other side of the iceberg,
The other side of the iceberg,
Was all that he could see.




Heart Penguin Craft

You will need: scissors, glue, crayons/markers

- Cut out each piece below and glue together. Be sure to color your penguin in!

penguin

Cut and Paste Craft



Penguin Snack Idea

You will need: crackers, cream cheese, large whole black olives, carrots

How-To:

1. Spread cream cheese on the crackers.
2. Cut an olive so you have a circle for the head and place in the cream cheese.
3. Slice one olive lengthwise to make the wings and place in cream cheese.
4. Cut carrots to make your penguin beak and feet.
5. Enjoy!

